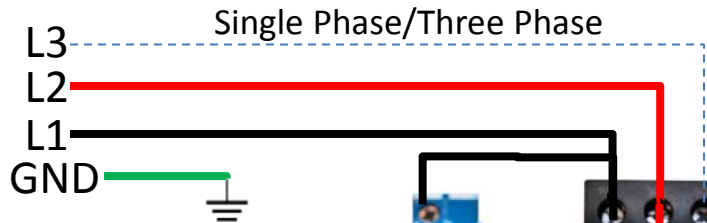


TECO DRIVE & MOTOR WIRING DIAGRAM

Drive Model	Fuse Amperage
TSTA 20C	7 Amp
TSTA 30C	10 Amp



Note: All our systems can use 3 phase. However, if your motors are larger than 1kW then you have to use 3 phase. The little blue dashed line shows how to wire 3 phase.

MachMotion
573-368-7399


Component:	Part Number:
24V 16A Relay	24VDC_RY
240VAC 25A Contactor	LC1D25U7

Breakout Board


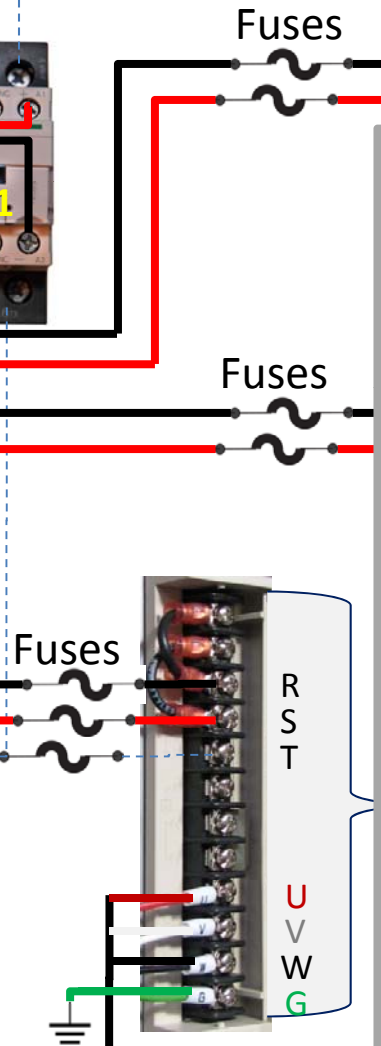


Cat 5 Control Cables

24V Relay



GND 24EN



*Enable Circuit: When the machine is enabled, the 24EN signal turns on. This turns on RC2 which connects 240 VAC to the coil of RC1. RC1 turns on the power to the drives.